





Access to Care Connect's Blacktown office

 <p>ACCESS</p>	<p>Our disability accessible entrance is via the Main Door Entrance on 85 Flushcome Rd Blacktown. Please take the lift in the foyer to the 2nd floor. Care Connect is the first door, situated to the right of the lifts on level 2.</p> <p>Disability accessible toilet facilities are available on this floor.</p>
	<p>Accessible Disability Car Parking spaces are available in the Kmart Car Parking area on the left hand side of the building.</p>
	<p>Taxi's: use the pick up and drop off point as indicated in the Disability Car Parking Area.</p>
	<p>For access into the office, please press the buzzer. Our door is heavy to open, so if needed, please ask for assistance when pressing the buzzer.</p>